

Dust and Scratches Filter Tips for Black & White Document

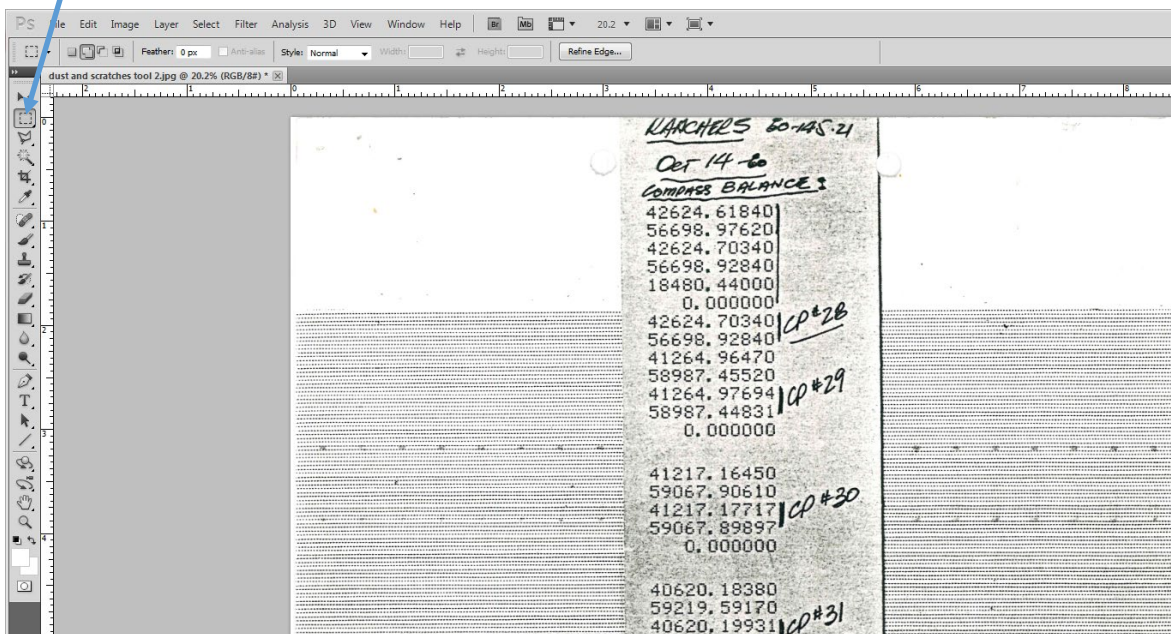
Original Document

KARCHER 5 60-MS-21
 Oct 14 -6
 COMPAS BALANCE:
 42624.61840
 56698.97620
 42624.70340
 56698.92840
 18480.44000
 0.00000
 42624.70340 CP*28
 56698.92840
 41264.96470
 58987.45520
 41264.97694 CP*29
 58987.44831
 0.00000
 41217.16450
 59067.90610
 41217.17717 CP*30
 59067.89897
 0.00000
 40620.18380
 59219.59170
 40620.19931 CP*31
 59219.58298
 0.00000
 39261.60150
 62907.32670
 39261.63508 CP*32
 62907.30781
 0.00000
 40343.31410
 61447.33750
 40343.35604 CP*34
 61447.31391
 0.00000
 40629.57140
 61799.55160
 40629.61543 CP*35
 61799.52684
 0.00000
 40794.64870
 61915.10130
 40794.69366 CP*36
 61915.07602
 0.00000
 41222.35600
 62475.66570
 41222.40420 CP*37
 62475.63860
 0.00000
 42613.05020
 63153.31580
 42613.10551 INT*38
 63153.28469
 0.00000
 42624.61840
 56698.97620
 42624.70340 CP*28
 56698.92840
 0.00000


Final Result

KARCHER 5 60-MS-21
 Oct 14 -6
 COMPAS BALANCE:
 42624.61840
 56698.97620
 42624.70340
 56698.92840
 18480.44000
 0.00000
 42624.70340 CP*28
 56698.92840
 41264.96470
 58987.45520
 41264.97694 CP*29
 58987.44831
 0.00000
 41217.16450
 59067.90610
 41217.17717 CP*30
 59067.89897
 0.00000
 40620.18380
 59219.59170
 40620.19931 CP*31
 59219.58298
 0.00000
 39261.60150
 62907.32670
 39261.63508 CP*32
 62907.30781
 0.00000
 40343.31410
 61447.33750
 40343.35604 CP*34
 61447.31391
 0.00000
 40629.57140
 61799.55160
 40629.61543 CP*35
 61799.52684
 0.00000
 40794.64870
 61915.10130
 40794.69366 CP*36
 61915.07602
 0.00000
 41222.35600
 62475.66570
 41222.40420 CP*37
 62475.63860
 0.00000
 42613.05020
 63153.31580
 42613.10551 INT*38
 63153.28469
 0.00000
 42624.61840
 56698.97620
 42624.70340 CP*28
 56698.92840
 0.00000

First, use the marquee tool to select most of the background.

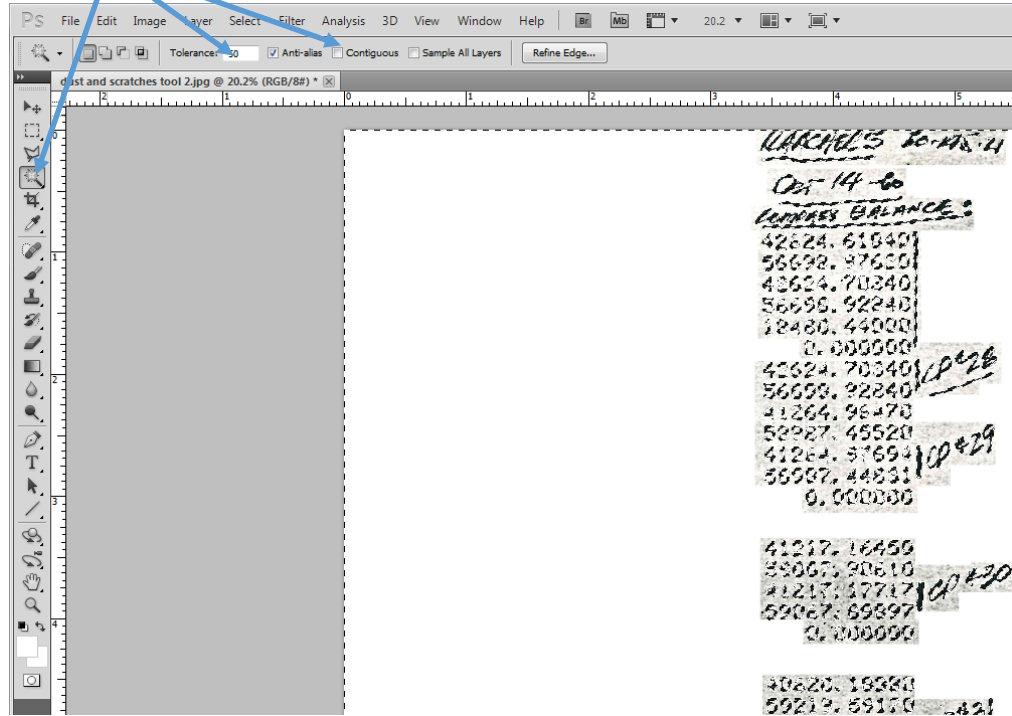


Then press shift + F5 (or Edit -> Fill) to bring up the fill dialog box. Fill the background appropriately (in this case white). The result should look something like this.

A screenshot of the same document after the background has been filled with white. The handwritten text and numerical data are now clearly visible against the white background. The text includes 'KARCHER'S 50-145-21', 'Oct 14-60', 'COMPASS BALANCE', and several rows of numbers. Some numbers are annotated with 'CP#28', 'CP#29', 'CP#30', 'CP#31', 'CP#32', 'CP#33', 'CP#34', 'CP#35', 'CP#36', 'CP#37', and 'INT#28'. The background is now a solid white color.

Next, use the magic wand tool to select the dark text.

Make sure the “contiguous” box is unchecked and adjust the tolerance as necessary.



Then press ctrl+shift+i (or Select -> Inverse) to select everything except the dark text. Use shift+F5 (or Edit -> Fill) to again bring up the fill dialog box and fill the remaining background with white. The result should look something like this.

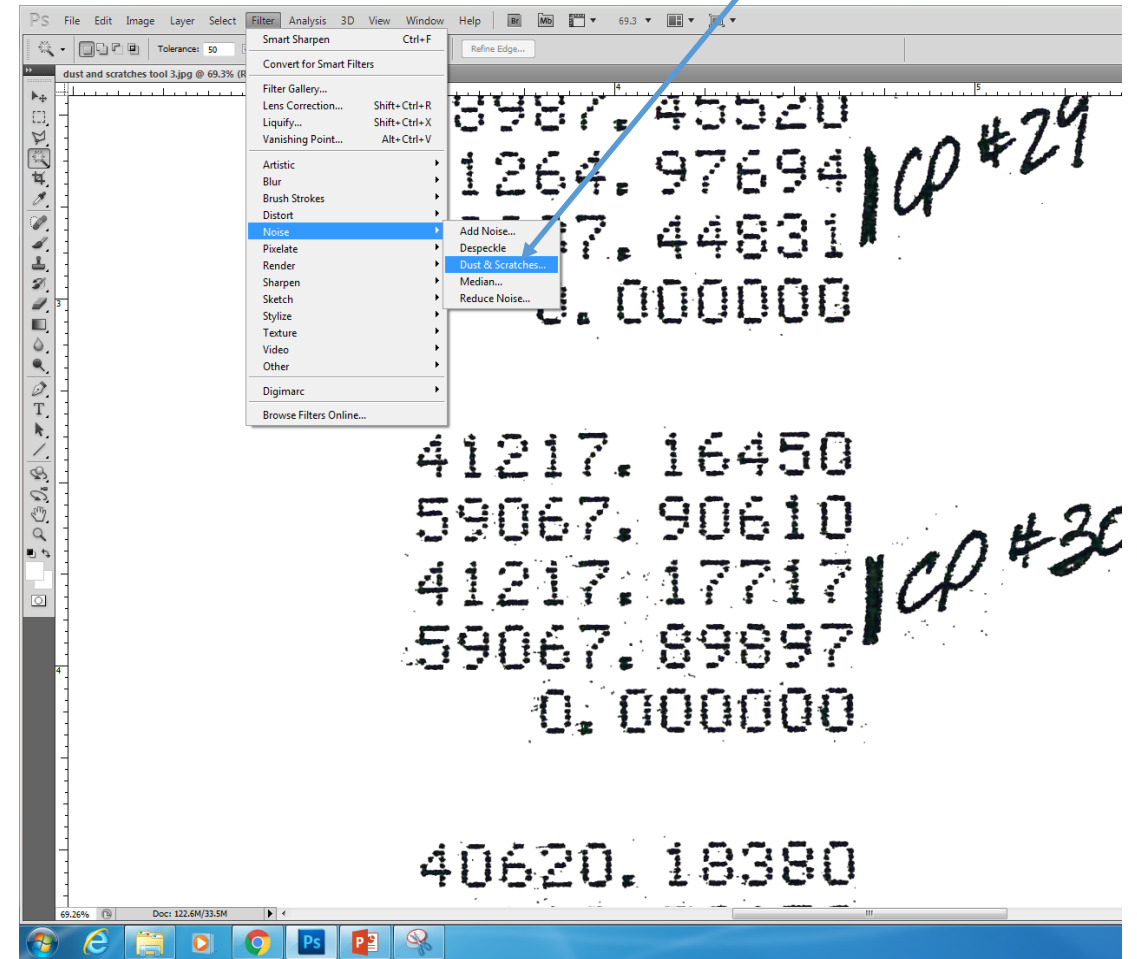
KARCHER'S 50-198-21
Oct 14 -60
COMPAR BALANCE:
42624.61840
56698.97620
42624.70340
56698.92840
18480.44000
0.000000
42624.70340 CP#28
56698.92840
41264.96470
58987.45520
41264.97694 CP#29
58987.44831
0.000000
41217.16450
59067.90610
41217.17717 CP#30
59067.89897
0.000000
40620.18380
59219.59170
40620.19931 CP#31
59219.58298
0.000000
39261.60150
62907.32670
39261.63508 CP#32
62907.30761
0.000000
40343.31410
61447.32750
40343.35604 CP#34
61447.31391
0.000000
40629.57140
61799.55160
40629.61543 CP#35
61799.52684
0.000000
40794.64870
61915.10130
40794.69366 CP#36
61915.07602
0.000000
41222.35600
62475.66570
41222.40420 CP#37
62475.63860
0.000000
42613.05020
63153.31580
42613.10551 CP#38
63153.28463
0.000000
42624.61840
56698.97620
42624.70340 CP#28
56698.92840
0.000000

If you zoom in, you'll notice there are still lots of little dark dots around the text that need to be eliminated.

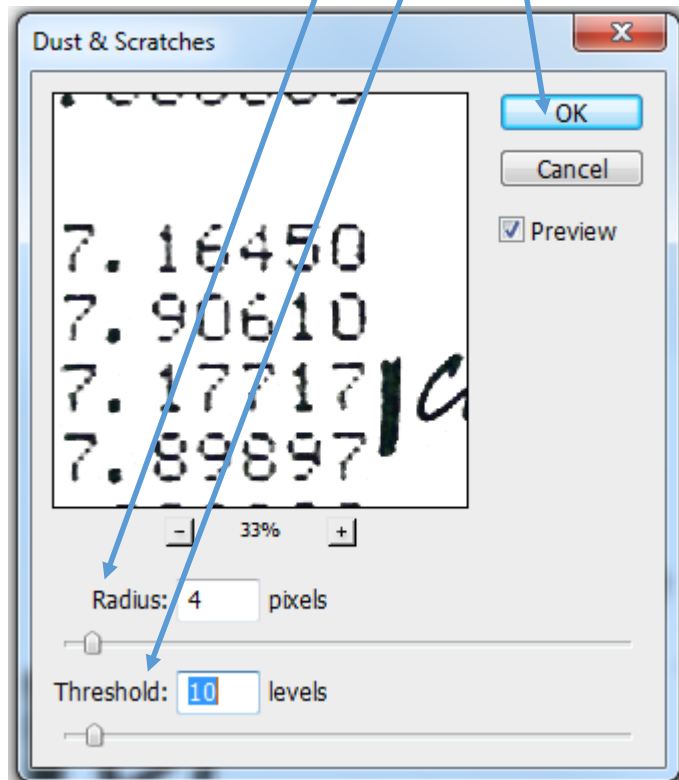
41217. 16450
59067. 90610
41217. 17717
59067. 89897
0. 000000

CP #30

Press ctrl+D (or click off the canvas) to deselect the canvas. Then, open the Dust & Scratches Filter dialog box under Filter -> Noise -> Dust & Scratches



Adjust the Radius and Threshold options until most of the unwanted dark spots disappear, but the text is still mostly clean and legible, then press OK.



The result will look something like this.

WARCHER'S 20-19S.21
Oct 14 - 20
COMPASS BALANCE 3

42624.61840	
56698.97620	
42624.70340	
56698.92840	
18480.44000	
0.000000	
42624.70340	CP#28
56698.92840	
41264.96470	
58987.45520	
41264.97694	CP#29
58987.44831	
0.000000	
41217.16450	
59067.90610	
41217.17717	CP#30
59067.89897	
0.000000	
40620.18380	
59219.59170	
40620.19931	CP#31
59219.58298	
0.000000	
39261.60150	
62907.32670	
39261.63508	CP#32
62907.30781	
0.000000	
40343.31410	
61447.33750	
40343.35604	CP#34
61447.31391	
0.000000	
40629.57140	
61799.55160	
40629.61543	CP#35
61799.52684	
0.000000	
40794.64870	
61915.10130	
40794.69366	CP#36
61915.07602	
0.000000	
41222.35600	
62475.66570	
41222.40420	CP#37
62475.63860	
0.000000	
42613.05020	
63153.31580	
42613.10551	INT#38
63153.28469	
0.000000	
42624.61840	
56698.97620	
42624.70340	CP#28
56698.92840	
0.000000	

Clean up any remaining dark spots using the dodge, clone stamp, or brush tools.

41217. 16450
59067. 90610
41217. 17717
59067. 89897
0. 000000

CP #30

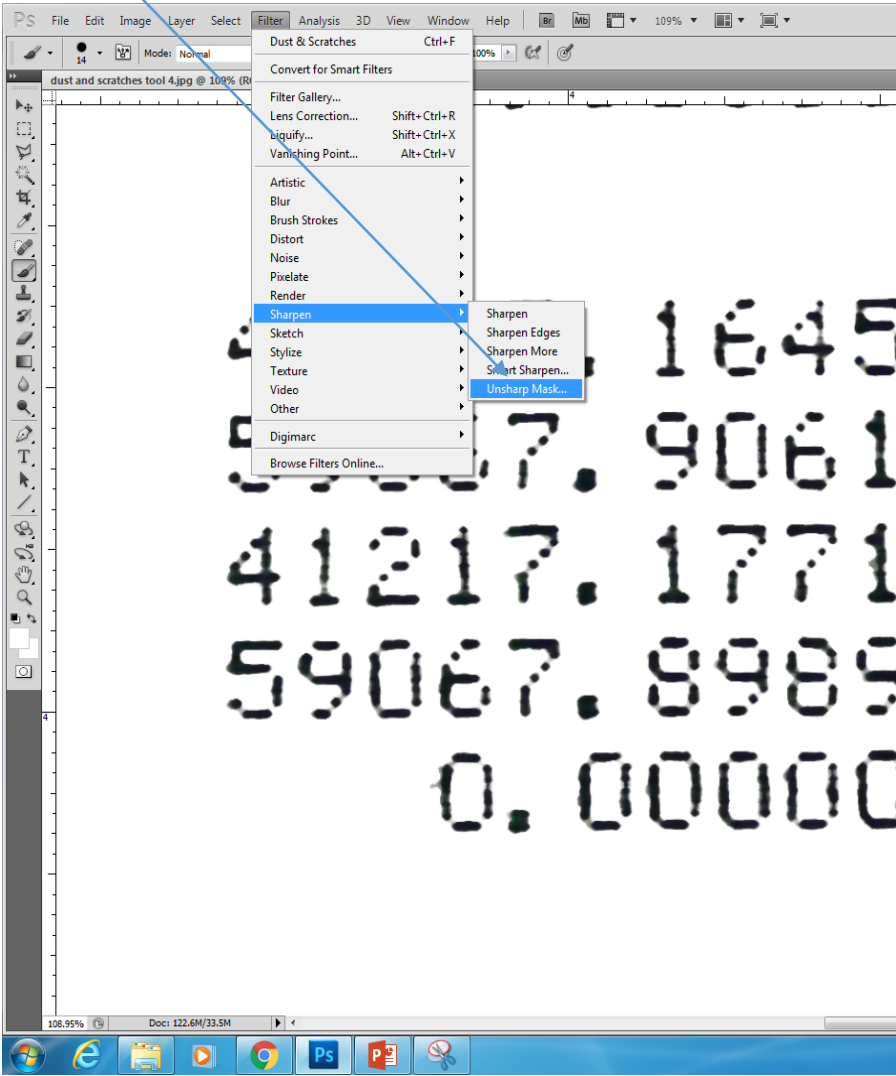


The Dust & Scratches filter made the text a little blurry.

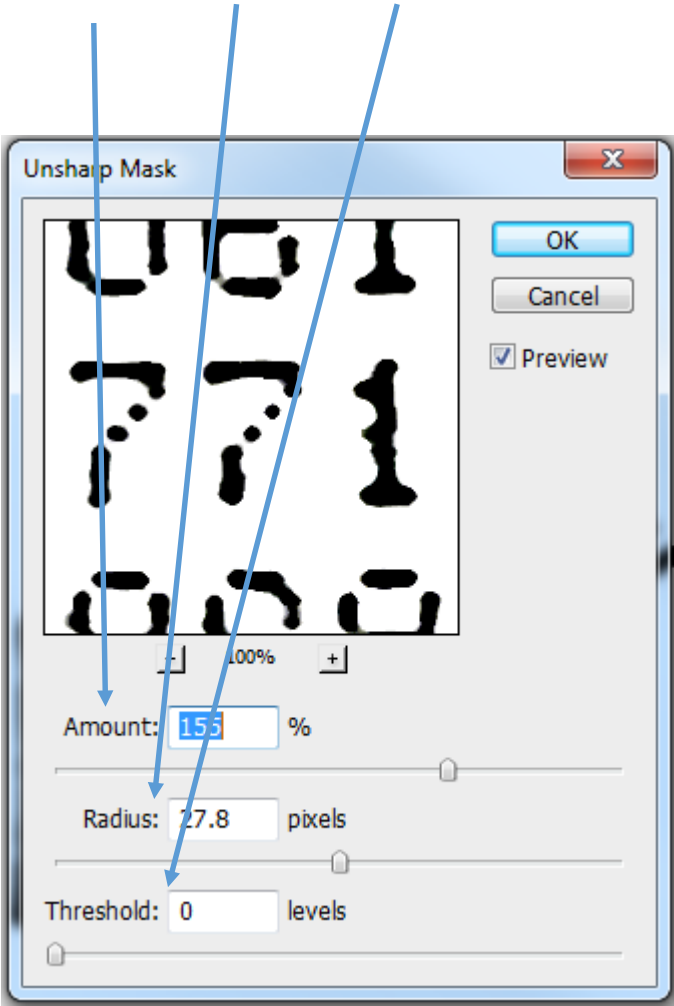
41217. 16450
59067. 90610
41217. 17717
59067. 89897
0. 000000

CP #30

Fix this by opening the Unsharp Mask Filter under Filter -> Sharpen -> Unsharp Mask.



Adjust the Amount, Radius, and Threshold levels until the text becomes crisp and clear.



Final Result. Save your work.

MARCHES 20-10-21
Oct 14 - 20
COMMONS BALANCE 3
42624.61840
56698.97620
42624.70340
56698.92840
18480.44000
0.000000
42624.70340 CP*26
56698.92840
41264.96470
58987.45520
41264.97694 CP*29
58987.44831
0.000000

41217.16450
59067.90610
41217.17717 CP*30
59067.89897
0.000000

40620.18380
59219.59170
40620.19931 CP*31
59219.58298
0.000000

39261.60150
62907.32670
39261.63508 CP*32
62907.30791
0.000000

40343.31410
61447.32750
40343.35604 CP*34
61447.31391
0.000000

40629.57140
61799.55160
40629.61543 CP*35
61799.52684
0.000000

40794.64870
61915.10130
40794.69366 CP*36
61915.07602
0.000000

41222.35600
62475.66570
41222.40420 CP*37
62475.63860
0.000000

42613.05020
63153.31580
42613.10551 INT*38
63153.28469
0.000000

42624.61840
56698.97620
42624.70340 CP*28
56698.92840
0.000000